

WIND CATCHER

ENERGY CONNECTION PROJECT








[PROJECT MAP]

Route to be determined for dedicated line to connect the two future substations.

The line route is currently under development and study segments will be presented for public input in the fall of 2017.

[LEGEND]

-  Wind Catcher Facility
-  Future Substation
-  PSO Service Territory
-  SWEPCO Service Territory
-  Wind Catcher 765 kV Line (actual route to be determined)

